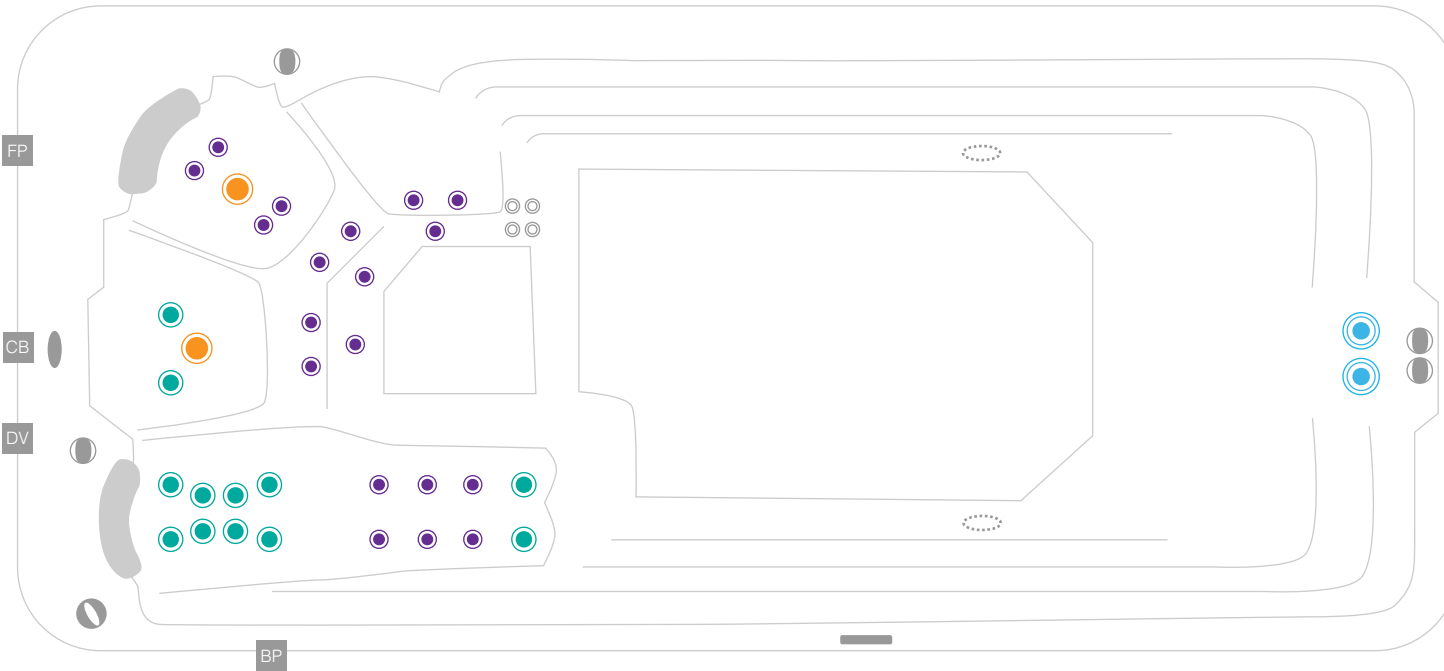


















# mysWorkout5.0mPLUNGE 35jets








technical specifications : 2021\_01  
4965 x 2290 x 1320



## JETS & TOPSIDE CONTROLS

-  500 series jet
-  400 series jet
-  300 series jet
-  200 series jet
-  swim jet
-  neck jet
-  air massage jet
-  large divertor control
-  small on/off control
-  air control
-  aromatherapy canister
-  touchpad control
-  filter box
-  safety suction
-  water return jet
-  water spout

## EQUIPMENT INSTALLED IN CABINET

-  CB main control box
-  FP filtration pump
-  BP hydrojet boost pump
-  AB air blower
-  DV drain valve