

















mySwimgym51CLASSIC






technical specifications : 2020_01
3960 x 2290 x 1340



JETS & TOPSIDE CONTROLS

-  500 series jet
-  400 series jet
-  300 series jet
-  200 series jet
-  swim jet
-  neck jet
-  air massage jet
-  large diverter control
-  small on/off control
-  air control
-  aromatherapy canister
-  touchpad control
-  filter box
-  safety suction
-  water return jet
-  water spout

EQUIPMENT INSTALLED IN CABINET

-  CB main control box
-  FP filtration pump
-  BP hydrojet boost pump
-  AB air blower
-  DV drain valve

