


















myPersonalTrainer79EXTREME






technical specifications : 2020_01
4450 x 2290 x 1310



JETS & TOPSIDE CONTROLS

-  500 series jet
-  400 series jet
-  300 series jet
-  200 series jet
-  swim jet
-  neck jet
-  air massage jet
-  large divertor control
-  small on/off control
-  air control
-  aromatherapy canister
-  touchpad control
-  filter box
-  safety suction
-  water return jet
-  water spout
-  7" cohuna jet

EQUIPMENT INSTALLED IN CABINET

-  main control box
-  filtration pump
-  hydrojet boost pump
-  air blower
-  drain valve

