

sapphire spas.

20
26



View our online guide to help choose your perfect spa or swim spa

buyers guide.



How to choose a spa, swim spa or pool to fit your lifestyle and body

An outdoor spa pool or swim spa is like nothing else. It's treasured family time. It's precious time together with your partner. It's well deserved quiet time for yourself. It's an inspiring exercise machine. It's a gentle recovery tool. A spa is a part of your everyday life, so choose one that fits you

CONTENTS

We're here to help with what to look for as you search for the perfect spa, swim spa or pool to buy and enjoy as part of your everyday life

Which spa brand should I choose? - it's helpful to ask yourself the following questions before you start your search for the perfect spa, to find a spa manufacturer that ticks the boxes	4
Which size spa fits my lifestyle? - a run through of sizes from compact 2 person spas, larger family spas, swim spas and plunge pools for swimming and aquatic play	7
Where will I place my spa? - use these ideas to create a picture in your mind of where your spa will sit in your backyard so it's positioned nearby for daily use.	8
Questions about installation - we've answered some of the most commonly asked questions about installing a spa or swim spa but are happy to help if you need further information	10
Which is the best water care? - we place high importance on providing easy water maintenance for crystal clear spa water	13
What is a powerSMART spa? - we've built not only the most efficient spa and made it easy to use as well	14
What will you use your spa for? - we have designed our spas to address as many of the common reasons our customers are looking to incorporate a spa into their everyday life	16
What to look for in a warranty? - our 'lifecare commitment' promise guarantees that we will service your spa for as long as you have it	19



Here to help

Find your local Sapphire pool & spa shop retailer

Which spa brand should I choose?

It's helpful to ask yourself the following questions before you start your search for the perfect spa, to find a spa manufacturer that ticks the boxes

- How long has the company been around?** Look for a company that's well established in the industry (20+ years is a sign of stability) so they're around to support you and their product in years to come
- Is the company Australian owned?** This can be important if you're after replacement parts or support; the manufacturer will be just a phone call away
- Are the spas and swim spas actually made in Australia?** If the spas are imported as a complete product, the company possibly won't have much knowledge on how the spa is built and what's required to support, stock spare parts and repair any issues
- Are the spas quality made?** Does the brand use optimum components which they can quality control throughout the manufacturing process so the end product is built to last?
- Does the brand have a warranty you can trust?** Will your purchase be protected by a warranty that is honoured by an Australian based company?
- Can you get local customer support?** Are they in partnership with a Nationwide store network of local, family owned Pool & Spa Shop businesses who will provide helpful, local customer support you can trust?

Why should I buy an Aussie made spa?

- you can visit the manufacturing plant to see the quality for yourself
- trusted warranty backed by local company
- sustainable manufacturing practices that are good for us and our country
- products built to endure Australia's distinctive environmental conditions
- you will enjoy a high-quality, long-lasting product
- timely customer service from manufacturer and local retail store
- build strength in our country for generations to come, creating jobs for Aussie families and friends

Peace of mind with Sapphire Spas

Sapphire Spas have been proudly manufactured right here in Australia since 2003. With optimum components, sourced from the very best within the industry, every Sapphire Spa is backed by our lifecare commitment for peace of mind. We are Australian made & owned and we are proud of the product quality we have achieved. You are not a number at Sapphire Spas, you can contact us at any time to check in on the progress of your much awaited new purchase. We know your spa is one of the most exciting purchases you make, along with a car and home, so we make the experience special. Hand delivered with attention to detail, followed by our lifecare commitment backup via phone support, mySpa@Home tutorials and you tube video demonstrations. If you have any questions about your new spa purchase, we're right here in Australia, to help. Sapphire Spas have partnerships with Pool & Spa stores Australia wide and throughout New Zealand to provide you with a local showroom, delivery, service and support

Sapphire ticks all the boxes, so how do you choose which Sapphire spa suits you best? Start by asking yourself the following questions.....

Suggested questions to ask

- Is the spa Australian made?
- How can I tell if the spa company is reputable?
- Are they compliant to Australian / New Zealand manufacturing standards?
- Can I call someone if I need help?
- How long will it take to manufacture my spa?
- Who will deliver my spa?
- Can someone visit my home to give me advice on the best spa & where to put it?
- Can someone come and service my spa once I've got it home?



Look for a company that's truly Aussie made and well established in the industry, so they're around to support you in years to come

Checklist

- NUMBER OF PEOPLE : how many people will use your spa most of the time as this will help you decide on the size you need?
- MASSAGE OR SWIM : are you looking for a spa for remedial hydrotherapy, exercise or mainly to cool off on warm days?
- BUDGET : spa pools and swim spas can range in price from under \$10,000 for your compact spas up to to \$60,000 for swim spas or luxurious spas with multiple jets and pumps
- WHERE TO PUT MY SPA : as you're deciding on the best spa, consider the space you'll need and where it will best fit in your backyard; don't forget to factor in the fencing if it's needed in your area
- COLOUR CHOICE : will natural timber and earthy interior colours blend best with your landscape or brighter blues and a striking grey cabinet create a statement in your backyard?

The price of a spa doesn't only depend on the size. A bigger spa with less jets can be cheaper than a smaller spa packed with jets and multiple pumps to power them

Which size spa fits my lifestyle?

We're here to help you choose a spa that best fits your body, your friends you'd like to share your spa with and also the space you have in your backyard



Compact & packed with jets

Some of our highest spec'd models with powerful hydrotherapy and recliners as comfortable as a lounge chair with jets to massage you from head to toe. These spas are 2m or smaller and best suited to a couple or family with younger kids. They fit well on patios and backyards with limited space. myPartner sets the benchmark for compact spa design with it's undercut footwell creating the space and comfort.



Family & full body massage

If you will have more than 2 adults in your spa, you should move up to one of our family sized spas to make sure Mum and Dad get a seat or recliner full of therapeutic jets. With therapy seats for the adults and splash space for the kids, most family spas have 2 pumps, around 60 jets and generally are over 2m square. myObsession is our best seller.




Luxurious relaxation & recovery

Larger in size; around 2.3m square, most are equipped with 2 pumps to power around 70 jets. In these higher spec'd spas, the loungers are longer and seats are deeper, with enough hydrotherapy jets to provide a strong, full body massage. We're most proud of our flagship model; myExtravagance fully spec'd with 3 pumps to power multiple therapy seats



Entertain family & friends

If you like to party and entertain, a party sized spa will suit you. These spas create quality time together with family, friends or your sporting team. These spas don't necessarily have more jets than our luxurious models but a larger body of water and more seating so they cater for more people.



Swim spa exercise & aquatic play

Swim spas are our largest spas and because they can be heated, you can use them as a swimming pool all year round. They're a great fitness machine with hydro massage seating at the other end to assist recovery and muscle mobility. Swim spas will also encourage much needed active play for children, especially when technology is such a part of their lives these days. Sapphire swim spas can be built 3.5m, 4.0m, 4.5m, 5.0m and the largest at 6.0m, to fit into most backyards; myWorkout5.0m is by far our most popular model.



Plunge pool & backyard swimming

Plunge pools, with less jets and pumps, are a cheaper option than a swim spa and will need less time and money to install than a traditional swimming pool. myWatersedge6.0m long plunge pool is currently our most popular model. Similar in size to a traditional swimming pool but easier to maintain and more efficient to heat & cool, has become our best selling pool alternative with wide toddler steps and aqua play jets.

Where will I place my spa?

Spas are designed to blend with the flow of your home. You'll enjoy using your spa every day if it's close to your living area or even part of your outdoor space



Backyard deck

Spas are designed to be part of your everyday life so placing it within your outdoor living space is ideal

To ensure the structural integrity of your decking will support the weight of your spa when filled with water and in use, you may need to consult a structural engineer



Concrete slab / paving

A stable paved area or preferably a reinforced concrete slab of at least 100mm for spa pools / 150mm for swim spas is a suitable foundation for your spa

Do not place your spa on grass or uneven surface as it will void your warranty



Patio or balcony

If you think you don't have the space for a spa, then think again! Our compact range is designed with a smaller footprint but still packed with all the features you expect from a Sapphire Spa

Ensure structural integrity of your space will support the weight of your spa when in use, you may need to consult a structural engineer



Semi-recessed

Work with the slope of your block or consider this style of installation if you're positioning your new spa pool or swim spa near your outdoor decking space


Equipment access will need to be allowed for as deck design is created; check with your retailer to find out which cabinet doors are most important to leave access to



Fully-recessed

You can build your deck up to the edge of the spa cabinet, but the weight of the spa is supported underneath on a concrete slab and you must provide for easy access to equipment by leaving enough of a gap to remove the cabinet doors

It is NOT recommended to install your spa into a dug-out pit as pumps can fail and rain/ground water will damage your equipment, voiding warranty



Within fenced pool area

If you already have a swimming pool area in your backyard or are in the process of creating one, why not add a spa?

Especially throughout the colder Winter days, a warm spa or swim spa is the perfect addition to your outdoor space and can be used 365 days of the year with our simple and economical temperature control systems



Helpful information

- choose a position where clear access is available from the delivery vehicle to the selected location for your spa
- consider the distance power will need to be run as an electrician will need to arrange adequate power supply for your spa
- minimum power requirement will usually be stated but, if you provide more power, powerSMART spas will optimise heating whilst you're in your spa and using the jets and heating simultaneously, to avoid drop in temperature
- select a site for your new spa, ensuring there is the suggested 500mm clearance all around. Talk to your retailer to possibly reduce this for sites with limited space
- don't forget that you'll need access to pour concrete for the slab; this can usually be by wheelbarrow or for larger swim spa slabs a concrete pump may be needed
- if local regulations require a safety barrier, choose a spot for your spa where the fence can be at least 300mm away from the cabinet (+ further on main cabinet access doors)
- when ordering your spa with an external heat&cool pump, you will need to select a position as close as possible to the main control box for best efficiency. You can conceal the heat pump with decking but must allow sufficient air flow

Spas are designed to blend with the flow of your home. You'll enjoy using your spa every day if it's close to your living area or even part of your outdoor space

Questions about installation

We've answered some of the most commonly asked questions about installing a spa or swim spa but are happy to help if you need further information

How much does it cost to set up a spa?

- set up costs will be <\$5k for a concrete slab
- an aluminium pool safety fence from Bunnings will be <\$1k + installation cost
- a glass pool fence will be >\$5k incl installation
- a carpenter will be able to quote decking or steps around your spa if you're interested

Do I need a safety fence?

- talk to your local retailer or check with your local council or building surveyor

What are the ongoing costs?

- occasional water replacement and electricity for heating and filtration costs will be your main cost
- an efficient inbuilt heater will help reduce costs
- external heat & cool pumps are the best way to save up to 75% on your electricity bills

Who can help me install my spa?

- slab - concretor
- fencing - a contractor from fence supplier
- there may also be trades in your local area who can complete the whole installation for you
- decking - carpenter / builder (for larger decks)
- spas don't require a plumber (your local retail store should be able to install heat pump pipework)

How is the spa delivered?

- most spas can be tipped onto the side to allow access through gates
- swim spas will require a crane to pull up beside the install position or a larger crane may be able to swing over a fence or even your house
- ask your local retailer about a FREE site inspection

Do I need an electrician?

- if your spa has a 15amp plug, you will need an electrician to install a 15amp power point, unless you already have one available
- spas with more pumps & jets will need to be hardwired by an electrician, from the fuse box of your house out to the spa location

How much space do I need to leave around my spa?

- ideally 500mm clearance is required around all 4 sides of your spa but we can work with you to reduce this if you have limited access
- talk to your local Sapphire retailer about these options

Do I need a permit?

- depending on your location, site specific permits and fencing may be required for your spa and these are the responsibility of the property owner
- your local retailer or local council or building surveyor can provide info



Make sure the retailer you choose can support you throughout the installation process of your new spa

suggested position for spa and safety barrier for permit application

Suggested questions to ask

- How often will I need to add chemicals / chlorine?
- Will the water smell like chemicals?
- If I have sensitive skin, will the spa make it worse?
- Do I need to shower after having a spa?
- How often will I need to change the water?
- Does salt sanitising effect my spa?
- Is the ozone a 'corona discharge / CD' system?
- How does the best spa cleaner work?

Clearzone spa sanitation reduces chemical usage by up to 75% on conventional sanitation methods for crystal clear spa water with NO chemical smell

Which is the best water care?

'How hard is it to keep spa water clean?' This is one of the most common questions asked by our customers so we place high importance on providing easy water maintenance for crystal clear spa water.



Automatic water care

Leave it up to us. Combining smart technology with easy water care, we've created the most energy efficient way to maintain perfect water quality. Simply set your cleansing and filtration system in response to how you use your spa and it will take care of everything for you.

Smart filtration - lowest daily filtration cost by cleaning whilst pump is in already use

Programmable filtration - easy adjustment of the daily filtration runtime for the lowest maintenance cost

One touch & daily autosanitise - purge plumbing lines and refresh water quality daily & after use



Purewater CD Ozone

CD (corona discharge) Ozone systems are the most effective way to use ozone to cleanse your spa water and better than chlorine alone. Beware of cheap ozone cleaners with poor injection systems, they may cost less but may have little impact on helping keep the spa water fresh, clean and healthy.

It is essential that your spa ozone system has adequate output and is set up to thoroughly mix and dissolve the ozone into the water.

A high-performance Corona Discharge (CD) Ozone Unit, combined with an efficient Venturi Injector, are keys to this process so this is how the Sapphire Spas 'Purewater CD Ozone' system is built.



Clearzone Double Dose Ozone+UVC cleanser with NO chemical smell

Clearzone uses OZONE in combination with germicidal UV-C light to produce the ultimate cleanser for crystal clear spa water.

Clearzone spa sanitation reduces chemical usage by up to 75% on conventional sanitation methods.

The combination of these two technologies creates an oxidising agent many, many times more powerful than ozone on its own. This results in much more effective destruction of nasties in the water. It also greatly reduces the chlorine by-products that cause skin, eye and respiratory irritation.

We recommend our 'Clearzone' water care system in our larger spas and also swim spas for easy maintenance of the larger body of water.

What is a powerSMART spa?

We've built not only the most efficient spa and made it easy to use as well



Smart control

We want you to spend your time in your spa and enjoying it, not worrying about how much it costs to run. So, you can sit back and relax knowing SpaNET controls have intelligent software that is always hard at work monitoring your spa and how you use it to ensure it delivers the lowest possible daily operating cost.



Dedicated filtration pump

Often called a circ pump, a dedicated filtration pump can run for long periods of time at a very low wattage to keep your spa water clean and heated. With electricity prices rising, a filtration pump offers a highly efficient and quiet alternative.



Integrated heat & cool pump

This heat pump interface slashes heating costs by up to 75% on every single power bill. Automatic heat pump detection and disabling of electric element ensures no excess power use and plug-n-play direct cable connection means no need for additional power circuits on install



Smart variable heater

Automatically adjusts its output power level (kW) to utilise any residual power when accessory jet pumps are running. This eliminates the traditional need to loadshed and turn heater off when pumps engage, ensuring maximum heat input whilst spa is in use.



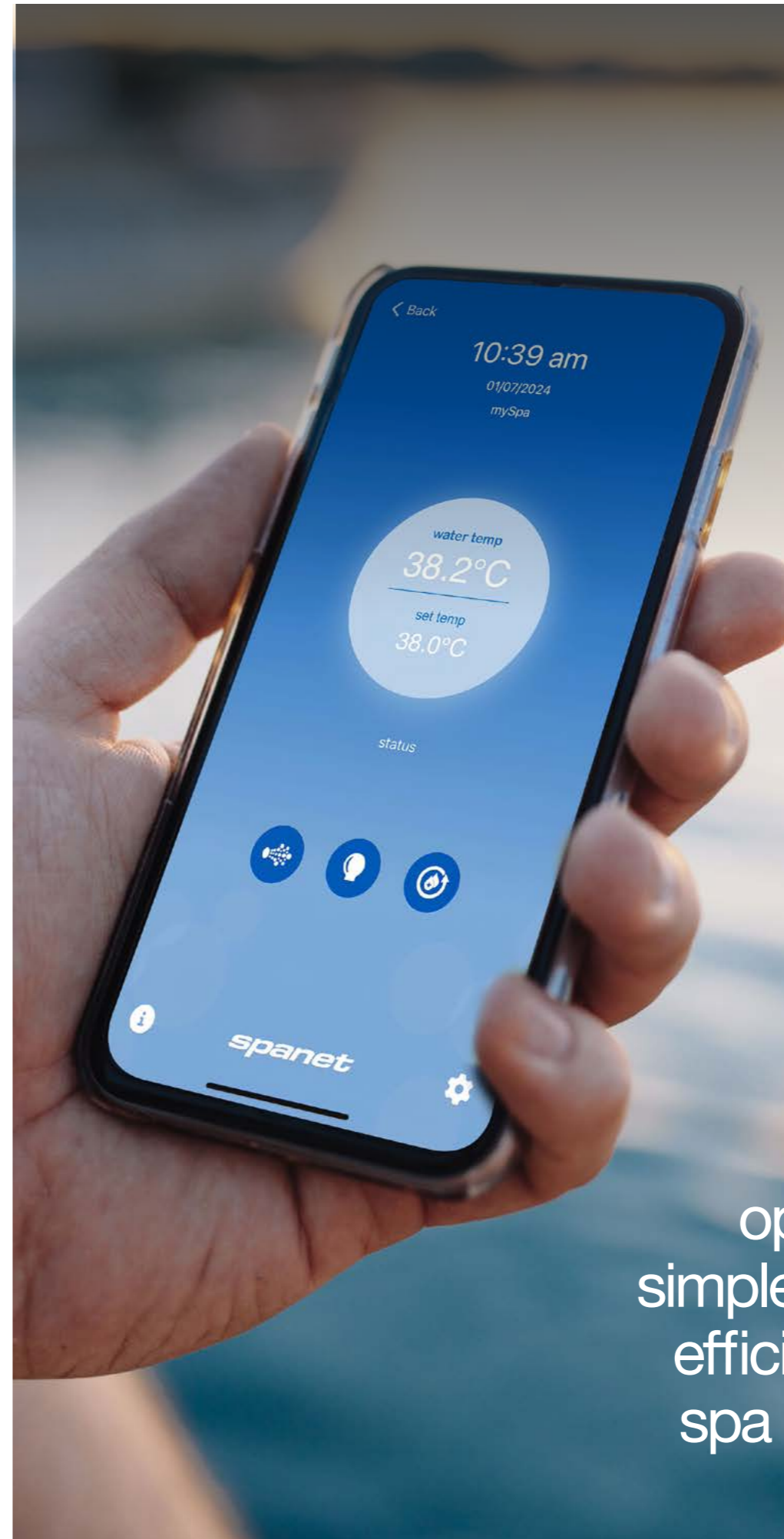
powerSMART pumps

Our innovative powerSMART pump range is built by Spanet from the highest quality components ensuring longevity and exceptional performance. These pumps have been specifically engineered to create optimal flow rates at the back pressures found on Sapphire's premium jetted spa pools.



Heatlock+ hardcover reduces heating costs

Our HeatLock+ hardcovers are designed to be good-looking, durable, and cost-saving. These foam-filled covers are custom-fitted to your spa to capture heat and conserve energy.




Suggested questions to ask

- How much power do I need to run the spa?
- About how much will it cost to run the spa?
- Does the brand claim to be energy efficient and can they demonstrate this?
- What temperature should I keep the spa on?
- Will I need to get out to adjust the heating?
- Does it have a smartphone app?
- Will my spa cool down when I'm using it?
- Is the spa easy to set up and learn how to run?
- Will someone help me set up the spa?
- Can I call someone if I need help?

Our powerSMART operating equipment is simple to use and the most efficient way to keep your spa ready to jump in 24/7

What will you use your spa for?

We have designed our spas to address as many of the common reasons our customers are looking to incorporate a spa into their everyday life



Neck & shoulder pain

Our wrap-around jet collar hugs your neck to target the pressure points of the neck and shoulder areas of your upper back; reaching deep into muscles where tension is often held. 4 powerful jets have been positioned within our integrated, padded headrest. Each jet can be individually adjusted for water volume & flow direction, allowing you to enjoy a therapeutic massage suited to your needs.



Hips, thighs & buttocks

Exercising in water has added benefits to land-based activity. Your muscles are challenged from all directions by the surrounding water as you swim, jog, walk, run and stretch.

Massage jets will stimulate blood flow in problem areas of the thighs and buttocks, simulating the benefits of exercise.



Weight loss

Regular low impact exercise is recommended by weight loss professionals as an effective activity. If regular exercise is not always possible, a spa pool can simulate the beneficial effects of low impact exercise.



Back pain

Most of us build up tension through our postural muscles and the muscles of our back, neck and shoulders. These muscles will often feel worse with rest; they actually respond much better to massage and movement to alleviate stiffness and support the healing process.

Our spas provide a supportive environment for gentle remedial stretches and exercise, protecting muscles with the warm water.



Mobility / Elderly

The warm water of a spa pool is a safe, supportive aid to relieving the pain and stiffness of arthritis.

Your body becomes almost weightless as it's submerged in water, helping to ease discomfort caused by stiff joints, keep them moving, increase their range of motion and maintain muscle strength.



Do you sleep well?

A good nights sleep is vital to our overall health and well-being and still, millions of people either do not get enough sleep or suffer from other sleep related problems.

The warm water and relaxation effect of a spa pool may provide a natural remedy for a restful, full nights sleep.



Reflexology footcell

Stimulate pressure points within the soles of your feet. Based on the theory that stimulation of pressure points within the soles of your feet will benefit your entire body, we have strategically positioned jets to create the ultimate massage system.

Whilst supporting your feet and lower legs, our 'at rest' angled foot recess will treat your aching feet to a 'foot rub' that never has to end.



cardio workout

Swim jets integrated into your spa pool can simulate a lap session at your local pool, a high endurance ocean swim, a demanding 10km run or a fat burning walk down the street. Exercising in water is more demanding than land-based activity; your muscles are challenged from all directions by the surrounding water. So as you swim, walk, jog or run against the powerful swim jets, you multiply the benefit of your cardio workout just by being in water.



Oxygen detox 'bed of bubbles'

This air jet system relaxes, not only your muscles, but your entire body, nervous system and even your mind. It also promotes healthy circulation, stomach digestion, lung function and can help your lymphatic system get rid of toxins and waste which may reduce the appearance of cellulite.



Resistance work/ core strength


Take a resistance band into your spa and just experiment. You can increase the intensity of your workout by creating further resistance and instability when powering up the swim jets.

Supported by the buoyancy of the surrounding water, you can work your core by simply standing against the water pressure of your swim jets.



Recovery

Once your swim training is complete, move across to the therapy seats, packed with a powerful array of jets, to stimulate blood flow & encourage muscle recovery.



Stretch

The warm water of your spa will increase blood flow, enhancing your workout with greater mobility and protecting your muscles with a more effective post training stretch recovery.

In partnership with our network of specialist retail stores throughout Australia, New Zealand and worldwide, we proudly support our Aussie made product

Suggested questions to ask

- How long has the spa brand been in business?
- Is the brand trustworthy to back up warranty?
- Do they have local stores for convenient support?
- Do you offer after sales service & support?
- Are spare parts readily available?
- Does the manufacturer have an easy to reach service department in this country?
- Will I be fully covered by the warranty as time goes by?
- Will the manufacturer still provide support even if the retail store is no longer in business?

What to look for in a warranty?

Our 'lifecare commitment' promise guarantees that we will service your spa for as long as you have it



LIFECARE COMMITMENT

Sapphire Spas 'quality controlled' manufacturing practices allow us to offer you a 'lifecare commitment'. This promise guarantees that we will service your spa pool for as long as you have it


Especially once the warranty period ends, it's comforting to have a company to help with spare parts and service as your spa ages



STRUCTURAL SHELL 10 years

Sapphire Spas warrants against water loss due to defects in the spa shell structure for ten years from the original date of purchase

Ask about the construction of the spa shell as this is what needs to be strong enough to hold many litres of water and also withstand you hopping in and out daily without losing integrity throughout the life of your spa



TIMBER CABINET 5 years / DURATEK 3 years

Sapphire Spas warrants the timber cabinet against defects for a period of five years & duratek cabinet for 3 years from the original date of purchase

There's an art to crafting natural timber cabinetry so you'll find that only premium quality spas will offer this choice. Whether you choose a timber or composite cabinet, look for quality workmanship of the joinery and a thicker, more stable material will ensure a longer life



INTERIOR SURFACE 5 years

Sapphire Spas warrants the interior surface of the spa shell against blistering, cracking or delaminating for five years from the original date of purchase


Look for a quality spa surface which will be smooth and easy to maintain; Aristech Acrylics offer the best interior spa surface product



EQUIPMENT 3 years

Sapphire Spas warrants all electrical equipment (pumps, heater, blower and control system) against malfunction due to defects in material and workmanship for three years from the original date of purchase

All spa equipment is imported but a manufacturer which builds spas, rather than importing them as a complete product, will have stock of spare parts and the knowledge to service your spa for years to come



NO LEAK JETS 3 years

Sapphire Spas warrants all jets and fittings, including air controls & divertors etc for a period of three years from the original date of purchase

Ask if the spa jets are installed using 'radial seals' rather than relying heavily on silicone to prevent leaks. The strength of Sapphire SQR jet radial seals guarantees the highest pressure at the jet face to give you the best hydromassage possible from your spa



Australia

Victoria / New South Wales / Queensland
Western Australia / South Australia
Northern Territory / Tasmania

1300 069 772

New Zealand

Auckland / Northland / Bay of Plenty / Waikato / Hawkes Bay
Taranaki / Manuwatu / Wellington / Tasman / Marlborough
Nelson / Southland / Canterbury / Otago

0800 477 276